


1000 SERIES RECUMBENT

SPIRIT



Item #
16211481000



15.6"
TOUCHSCREEN



SCREEN
MIRRORING



BLUETOOTH
FTMS



NEWS APPS



ENTERTAINMENT
APPS



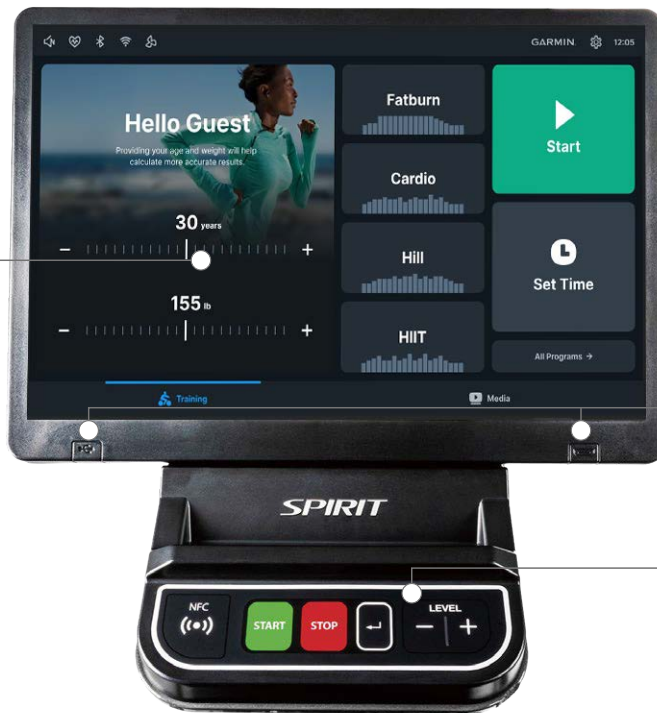
USB CHARGING
PORT

The 1000 Series Recumbent Bike is designed to deliver a smooth, durable, and engaging workout experience. Its 15.6" high resolution, touch-sensitive screen offers an intuitive, user-friendly interface with a variety of entertainment options, including preloaded apps, screen casting, and direct HDMI connectivity. Built for longevity, it features a commercial-grade crank assembly and extra large roller bearings, ensuring a seamless pedal motion that withstands even the most intense workouts. With 40 levels of magnetic resistance, a 30 lb (14 kg) flywheel, and a 12:1 pedal-to-flywheel ratio, users can experience precision-controlled resistance for customized training. The high-density foam seat with an 18 position fore/aft seat adjustment provides superior comfort, while oversized pedals with a fast latch system enhance stability and ease of use. Additionally, 11 pre-set programs cater to multiple workout levels, making this recumbent bike the perfect blend of performance, versatility, and comfort.

FEATURES:

- 15.6" high-resolution touchscreen with Bluetooth FTMS, screen mirroring, and streaming of news, entertainment and social media apps
- Sleek, tablet-style touchscreen with a minimalist design and intuitive layout for effortless navigation
- A 30 lb (14 kg) flywheel with a 12:1 pedal-to-flywheel ratio ensures a smooth and consistent pedal motion across all speeds and resistance levels
- 11 pre-set programs and 40 resistance levels provide a wide range of workout options
- Convenient direct access buttons on the console for Stop, Start, Enter, and Level Up/Down controls
- Oversized 1" (2.5 cm) crank axle along with heavy-duty roller bearings for reliable longevity
- Easy in and out fast latch pedals with 2-degree pedal inversion for a comfortable workout
- Compatible with Garmin smart wearables and other third-party fitness apps, enabling users to track training data and monitor progress in real-time
- Max user weight of 450 lb (205 kg)

1000 SERIES RECUMBENT



15.6" Touchscreen Console

Screen mirroring, supports Chrome cast, built-in media apps

USB Charger & HDMI
Charging for personal device and HDMI ports for direct cable mirroring and set-top-box connection

Quick Access Keypad

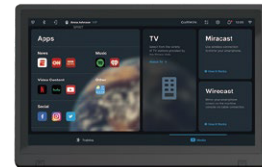
CRIOOENT RECUMBENT BIKE

SPECIFICATIONS

Console	15.6" Touchscreen (High Resolution, Capacitive)
Display Metrics	Avg - Power/Speed/Level, Calories, Distance, HR, Level, METs, Power (Watts), Speed (RPM), Time, Time Left
Programs	Manual, Hill, Fat Burn, Cardio, HIIT, Strength, Interval, Custom, Heart Rate, Watts, Fitness Test
Additional Features	Screen Mirroring, Bluetooth, Apps, C-Safe Port (Comm/Power), Wi-Fi
Resistance	40 Levels, Magnetic
Heart Rate	Contact & Bluetooth, (Chest Strap Sold Separately)
Foot Pedals	Fast-Latch with 2-Degree Inversion
Drive Train	Extra Wide, 10 Groove Poly-V Belt w/ Spring Loaded Idler
Power	DC 24V/5A-Plug In
Flywheel System	30 lb (14 kg) with 12:1 Pedal-to-Flywheel Ratio
Frame	Epoxy Hybrid, Double Powder Coated Heavy-Gauge High-Strength Steel
Seat/Adjustments	High-Density Foam/18 Position (Fore/Aft)
Dimensions	68"L x 29"W x 47"H (173L x 74W x 120H cm)
Packaging	64"L x 18"W x 31"H (162L x 46W x 78H cm)
Product Weight	NW: 196 lb (89 kg) GW: 214 lb (97 kg)
Max. User Weight	450 lb (205 kg)



STREAMING, SOCIAL MEDIA AND NEWS APP



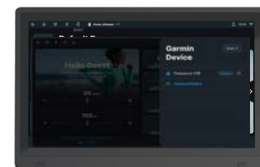
LOG INTO SPIRIT+ APP -SYNC DATA, TRACK WORKOUT PROGRESS, VIEW ON-DEMAND FITNESS CLASSES



CONNECT TO THIRD PARTY APPS VIA BLUETOOTH FTMS



PAIR COMPATIBLE DEVICES TO VIEW TRAINING DATA IN REAL-TIME



WARRANTY INFORMATION

Commercial Warranty: Frame: 10 Years, Brake: 5 Years, Parts: 3 Years, Labour: 3 Years, Console Parts: 2 Years, Console Labour: 1 Year, Wear Items: 6 Months



SALES: 1.888.707.1880



SALES@DYACO.CA



WWW.SPIRITFITNESS.CA