


1000 SERIES ELLIPTICAL

SPIRIT



Item #
16611401000



15.6"
TOUCHSCREEN



SCREEN
MIRRORING



BLUETOOTH
FTMS



NEWS APPS



ENTERTAINMENT
APPS



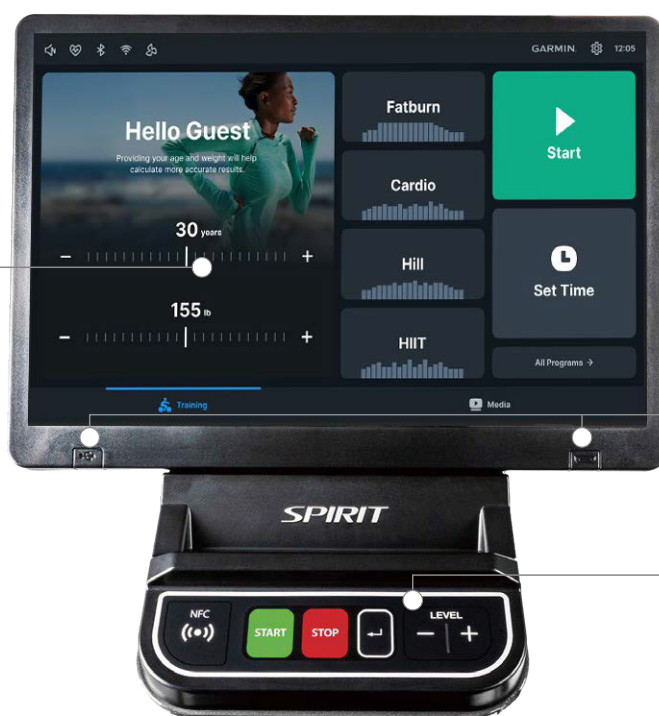
USB CHARGING
PORT

The 1000 Series Elliptical is engineered for a smooth, low-impact workout with a 30 lb (14 kg) flywheel and oversized pedals featuring a 2-degree inversion, promoting an ergonomic foot path to reduce joint stress. With 11 pre-programmed workout routines and D-Type grips, users can enjoy a variety of training options tailored to their fitness goals. Designed for both performance and entertainment, the elliptical features a 15.6" high resolution, touchscreen with an intuitive, user-centric interface. It offers seamless connectivity, including pre-installed apps, screen mirroring, and direct HDMI access, keeping workouts engaging and interactive. Built to last, the durable drive train system and robust construction ensure long-term reliability, making the 1000 Series Elliptical an ideal choice for high-use environments.

FEATURES:

- 15.6" high resolution touchscreen with Bluetooth FTMS screen mirroring, and streaming of news, entertainment and social media apps
- Touchscreen has a tablet design and an intuitive layout for easy navigation
- 30 lb (14 kg) flywheel with a 12:1 pedal-to-flywheel ratio creates the perfect balance for smooth stride motion at any speed/resistance level
- 21" (53 cm) stride length with exclusive 2-degree pedal inversion to assure a comfortable motion
- 11 pre-set programs and 40 levels of resistance offering diverse workout options tailored for all
- Direct access buttons on console - Stop/Start/Enter/Level Up & Down
- Multi-position D-type handlebar grip allows for multiple hand placement
- Convenient contact handle grips provide real-time heart rate monitoring, ensuring accurate tracking for a more effective workout
- Oversized, cushioned pedals
- Compatible with Garmin wearables and other 3rd party fitness apps to view training data and chart progress in real-time
- Max user weight of 450 lb (205 kg)

15.6" Touchscreen Console
Mirroring, supports chrome cast, built-in media apps



USB Charger & HDMI
Charging for personal device and HDMI ports for direct cable mirroring and set-topbox connection

Quick Access Keypad

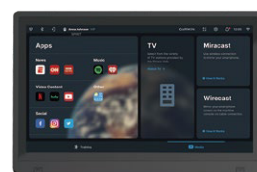
CELEBRITY ELLIPTICAL

SPECIFICATIONS

Console	15.6" Touchscreen (High Resolution, Capacitive)
Display Metrics	Avg - Power/Speed/Level, Calories, Distance, HR, Level, METs, Power (Watts), Speed (RPM), Time, Time Left
Programs	Manual, Hill, Fat Burn, Cardio, HIIT, Strength, Interval, Custom, Heart Rate, Watts, Fitness Test
Additional Features	Screen Mirroring, Bluetooth, Apps, C-Safe Port (Comm/Power), Wi-Fi
Resistance	40 Levels, Magnetic
Heart Rate	Contact & Bluetooth, (Chest Strap Sold Separately)
Foot Pedals	Oversized with 2-Degree Inversion
Power/Brake	DC 24V/5A-Plug In / EMS Brake
Flywheel System	30 lb (14 kg) with 12:1 Pedal-to-Flywheel Ratio, 2.8" / 7cm Industrial Roller Bearings
Frame	Epoxy Hybrid, Double Powder Coated Heavy-Gauge High-Strength Steel
Stride Length	21" (53 cm)
Dimensions	77"L x 32"W x 66"H (195L x 82W x 169H cm)
Packaging	80"L x 26"W x 47"H, (204L x 65W x 120H cm)
Product Weight	NW : 398 lb (181 kg) GW: 441 lb (200 kg)
Max. User Weight	450 lb (205 kg)



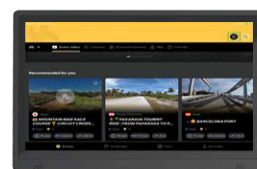
STREAMING,
SOCIAL MEDIA
AND NEWS
APP



LOG INTO
SPIRIT+APP -SYNC
DATA, TRACK
WORKOUT PROGRESS,
VIEW ON-DEMAND
FITNESS CLASSES



CONNECT TO
THIRD PARTY
APPS VIA
BLUETOOTH
FTMS



GARMIN

PAIR
COMPATIBLE
DEVICES TO
VIEW
TRAINING
DATA IN
REAL-TIME



WARRANTY INFORMATION

Commercial Warranty: Frame: 10 Years, Brake: 5 Years, Parts: 3 Years, Labour: 3 Years, Console Parts: 2 Years, Console Labour: 1 Year, Wear Items: 6 Months



SALES: 1.888.707.1880



SALES@DYACO.CA



WWW.SPIRITFITNESS.CA