




CE800ENT ELLIPTICAL TRAINER

ENTERTAINMENT CONSOLE

FEATURES:

-  15.6" TOUCHSCREEN
-  SCREEN MIRRORING
-  CABLE TV
-  STREAMING APPS
-  NEWS APPS
-  SOCIAL MEDIA APPS
-  USB CHARGING PORT



Designed on the solid CE800 platform, the CE800ENT elliptical trainer incorporates touchscreen technology on a large 15.6" entertainment display. Users can screen mirror from their phone so they can watch whatever they want. Pre-loaded apps also give users the ability to stay entertained with popular streaming, news, and social media content. And if that isn't enough, the facility can enable the ability to watch cable TV through an HDMI and cable box connection. Engineered for the commercial environment and backed by an impressive warranty, this machine includes a load of premium features.

CE800ENT ELLIPTICAL TRAINER

- Large 15.6" touchscreen with screen mirroring*, TV, and streaming/news/social media apps
- 3 different workout display modes give users a variety of workout feedback
- Smooth, quiet 20" stride, which is the optimal distance for the average user
- Dual rollers on each pedal arm for a sturdier base
- 2 degrees of inversion at each foot pedal places the user in an anatomically correct position
- 40 levels of resistance to satisfy the needs of beginners or advanced exercisers
- Contact and telemetric heart rate options to help keep clients in their effective training zone
- Adjustable cooling fan and USB charging port enhances the user's experience



Tablet-friendly reading rack

Adjustable fan angle

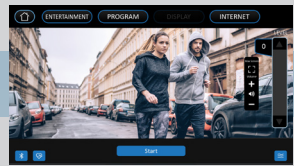
Easy-touch control buttons

USB charging port


3.5mm headphone audio jack

CE800ENT CONSOLE FEATURES

The CE800ENT features a modern 15.6" touchscreen display and electronics package that allows your clients to screen mirror from their phone, watch cable TV, or stream shows, news, and social media content. The USB charging port, cooling fan, and user-intuitive design appeal to a wide range of users. Preset programs provide a variety of popular workouts for the average user while heart rate control and custom programs are available for more serious users.



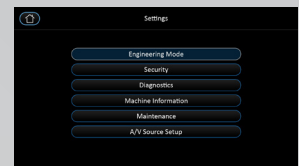
SCREEN MIRRORING Using the same Wi-Fi connection as the elliptical, the user can mirror their phone's screen to the console – now you can watch whatever you want!*



INTERNET Easily access online apps for streaming, news, and social media on the touchscreen.



DISPLAY The system provides 3 different viewing modes (Simple, Track, Dashboard) to fine tune your workout experience.



SETTINGS The console is fully configurable with in-depth console settings. Customize workout information, perform diagnostics and maintenance, change default language, update software, and more.

EQUIPMENT SPECIFICATIONS

Console	15.6" touchscreen display, screen mirroring (iOS and Android), TV with HDMI input, Wi-Fi, streaming/news/social media apps, 3.5mm headphone jack, Bluetooth 4.0, USB charging port
Programs	manual, hill, fat burn, cardio, strength, interval, fit test, HR, constant power, custom
Heart Rate	contact and telemetric compatible (chest strap sold separately)
Resistance	40 levels
Power	120 volts; 15-amp circuit recommended
Flywheel System	30 lb
Pedals	oversized with 2-degree inversion
Frame	heavy-gauge high-strength steel with durable powder-coat paint
Dimensions	78" L x 24.2" W x 70.1" H
Product Weight	240 lb
Max User Weight	450 lb

WARRANTY INFORMATION

*Many pay TV streaming apps prohibit screen mirroring

Commercial Warranty (Non-dues Paying Facilities) – Lifetime frame, 5 years parts and electronics, and 2 years labour
Console - 3 years parts, 1 year labour